

ARCHITECT'S FIELD REPORT

087

PROJECT	Eagle's Nest Townhouses 11 Morning Glory Way & 31 Marcellina Lane Mt. Crested Butte, CO 81225	DATE	8/28/12
----------------	--	-------------	---------

CONDITIONS			
DATE	8/28/12	TIME	9:30 am
WEATHER	Clear, Sunny	TEMP	52 deg

WORK OBSERVED	
Phase III Construction – Stone Installation; Electrical Meter Covers	
TRADES PRESENT	
Holgate Construction	

PARTIES		
Ben White	Ben White Architecture	970-349-5378
Mick Holgate	Holgate Construction	970-209-4449

COMMENTS & OBSERVATIONS
<ol style="list-style-type: none"> 1. Observed continuing stone work on Building 'B'. Installation is within project tolerances. Color blend is good and stone is level. 2. Awaiting additional metal flashing and precast base to complete Building 'B'. 3. Electrical Meter covers are nearing completion. 4. Repairs to Unit #9 balcony are complete. 5. (2) Stone Masons and (2) workers were on site. 6. Precast base installation is 95% complete. Stone installation is progressing well ahead of schedule. 7. Weather Delays to Date – 1 day




PHOTO –WORK ITEM	DESCRIPTION	ACTION
	<p>8/28/12 – Photo 1 Lower Level Unit 40 Conduit</p> <p>Trenching and conduit complete. Awaiting backfill.</p>	<p>Note</p>
	<p>8/28/12 – Photo 2 Lower Level Unit 40 Conduit</p> <p>Note conduit in trench and exterior junction box in the lower right corner.</p>	<p>Note</p>
	<p>8/28/12 – Photo 3 Unit 17 Electrical Meter Cover</p> <p>Awaiting siding and roofing.</p>	<p>Note</p>




PHOTO –WORK ITEM	DESCRIPTION	ACTION
	<p>8/28/12 – Photo 4 Unit 33 Electrical Meter Cover</p> <p>Awaiting siding and roofing.</p>	<p>Note</p>
	<p>8/28/12 – Photo 5 Unit 33 Electrical Meter Cover</p> <p>Photo from above.</p>	<p>Note</p>
	<p>8/28/12 – Photo 6 Unit 32 Electrical Meter Cover</p> <p>Photo from above.</p>	<p>Note</p>
	<p>8/28/12 – Photo 7 Unit 8 Electrical Meter Cover</p> <p>Awaiting roofing. Stucco patch to the left will require painting.</p>	<p>Note</p>

PHOTO –WORK ITEM	DESCRIPTION	ACTION
	<p>8/28/12 – Photo 8 Unit 9 Electrical Meter Cover</p> <p>Meter cover nearing completion.</p>	<p>Note</p>
	<p>8/28/12 – Photo 9 Units 9 & 10</p> <p>Stone work completed on Units 9 & 10.</p>	<p>Note</p>
	<p>8/28/12 – Photo 10 Building 'B' Looking North</p> <p>Stone work progressing on Units 13 & 14.</p>	<p>Note</p>
	<p>8/28/12 – Photo 11 Building 'B' Looking North</p> <p>View of construction work zone. Some parking has been compromised.</p>	<p>Note</p>

PHOTO –WORK ITEM	DESCRIPTION	ACTION
	<p>8/28/12 – Photo 12 Unit 9 Balcony Repairs</p> <p>Repairs are complete. Existing siding has been reapplied. Siding above garage door was replaced with steel siding.</p>	<p>Note</p>
	<p>8/28/12 – Photo 13 Unit 9 Balcony Repairs</p> <p>Scupper is in good condition. Damaged wood members have been replaced.</p>	<p>Note</p>
	<p>8/28/12 – Photo 14 Unit 9 Balcony Repairs Detail</p> <p>Detail of corner – flashing and new steel siding are temporary.</p>	<p>Note</p>
	<p>8/28/12 – Photo 15 Upper Level Work Area Looking South</p> <p>Construction site is well organized and clean.</p>	<p>Note</p>

END OF FIELD REPORT