

# ARCHITECT'S FIELD REPORT

054

<b>PROJECT</b>	<b>Eagle's Nest Townhouses</b> 11 Morning Glory Way & 31 Marcellina Lane Mt. Crested Butte, CO 81225	<b>DATE</b>	6/15/11
----------------	--	-------------	---------

CONDITIONS			
<b>DATE</b>	6/15/11	<b>TIME</b>	9:30 am
<b>WEATHER</b>	Sunny, Warm	<b>TEMP</b>	56 deg

WORK OBSERVED	
Phase II – Sewer and Asphalt	
TRADES PRESENT	
Lacy Construction	

PRESENT		
Ben White	Ben White Architecture	970-349-5378
Steve Warren	Lacy Construction	970-349-5010

COMMENTS & OBSERVATIONS
<ol style="list-style-type: none"> <li>1. Observed work being performed at the Upper and Lower Level parking areas.</li> <li>2. Sewer line is complete on the Lower Level. Backfill will be complete by the end of the day. Lower level is ready for installation of area drains and piping.</li> <li>3. The main sewer line trench at the Upper Level is underway. Trench excavation is about 50% complete.</li> <li>4. Upper Level Manhole #2 base has been installed adjacent to the existing sewer tie-in.</li> <li>5. (5) Workers were on site.</li> <li>6. No weather delays to report.</li> </ol>

CONSTRUCTION SCHEDULE			
ITEM	DISCUSSION	COMPLETE	NOTES
1.00	<b>Upper Level – Sewer &amp; Asphalt</b>		
1.01	Demolition	95%	Concrete demo around units remains
1.02	Sewer Lines, Main	12%	50% trench excavation completed.
1.03	Sewer Lines, Trunks	0%	
1.04	Manholes (1–5)	25%	Manholes 3, 4, & 5 not required.
1.05	GCEA Electrical Trench	0%	
1.06	Drain Lines	0%	
1.07	Area Drains	0%	
1.08	Drywell or Drain Connection	0%	
1.09	Heated Valley Pans	0%	Milestone 6/24/11
1.10	Concrete Aprons	0%	
1.11	Area Drain Catch Basin	0%	
1.12	Replace Bollard	0%	
1.13	Asphalt	0%	
2.00	<b>Lower Level – Sewer &amp; Asphalt</b>		
2.01	Demolition	95%	Concrete demo around units remains
2.02	Sewer Lines, Main	100%	Complete
2.03	Sewer Lines, Trunks	100%	Backfill nearly complete.
2.04	Manholes (6–8)	100%	Complete
2.05	GCEA Electrical Trench	0%	
2.06	Drain Lines	0%	
2.07	Area Drains	0%	
2.08	Drywell or Drain Connection	0%	
2.09	Heated Valley Pans	0%	Milestone 6/24/11
2.10	Concrete Aprons	0%	
2.11	Area Drain Catch Basin	0%	
2.12	Replace Bollard	0%	
2.13	Asphalt	0%	




PHOTO –WORK ITEM	DESCRIPTION	ACTION
	<p>6/13/11 – Photo 1 Lower Level Driveway &amp; Parking</p> <p>Trench bottom compaction is underway. Lateral sewer lines are installed.</p> <p>(Please note photos 1 through 10 were taken on Monday.)</p>	<p>Note</p>
	<p>6/13/11 – Photo 2 Unit 26</p> <p>Lateral line is installed.</p>	<p>Note</p>
	<p>6/13/11 – Photo 3 Unit 28</p> <p>Lateral line is installed.</p>	<p>Note</p>



PHOTO -WORK ITEM	DESCRIPTION	ACTION
	<p>6/13/11 – Photo 4 Unit 30</p> <p>Lateral line is installed.</p>	<p>Note</p>
	<p>6/13/11 – Photo 5 Unit 32</p> <p>Lateral line is installed.</p>	<p>Note</p>

PHOTO –WORK ITEM	DESCRIPTION	ACTION
	<p>6/13/11 – Photo 6 Unit 34</p> <p>Lateral line is installed.</p>	<p>Note</p>
	<p>6/13/11 – Photo 7 Unit 36</p> <p>Lateral line is installed.</p>	<p>Note</p>


PHOTO –WORK ITEM	DESCRIPTION	ACTION
	<p>6/13/11 – Photo 8 Unit 38</p> <p>Lateral line is installed.</p>	<p>Note</p>
	<p>6/13/11 – Photo 9 Unit 40</p> <p>Lateral line is installed.</p>	<p>Note</p>
	<p>6/13/11 – Photo 10 Inside Manhole #6</p> <p>The blue hose is for testing the new pipe.</p>	<p>Note</p>

PHOTO –WORK ITEM	DESCRIPTION	ACTION
	<p>6/15/11 – Photo 11 Lower Level Driveway &amp; Parking</p> <p>Lateral lines are being backfilled and proof rolled. Unit 34 is currently underway.</p> <p>(Note: Photos 11 through 26 were taken on Wednesday.)</p>	<p>Note</p>
	<p>6/15/11 – Photo 12 Marcellina Avenue</p> <p>Manhole #8 is installed in Marcellina Lane. Manhole cover is barely visible in photo.</p>	<p>Note</p>
	<p>6/15/11 – Photo 13 Unit 20</p> <p>Lateral sewer line has been backfilled. Roller is on site for final compaction.</p>	<p>Note</p>




PHOTO –WORK ITEM	DESCRIPTION	ACTION
	<p>6/15/11 – Photo 14 Lower Level Units</p> <p>Lateral sewer lines are buried and roller is providing final compaction. (Visible in top left of photo.)</p>	<p>Note</p>
	<p>6/15/11 – Photo 15 Upper Level Driveway &amp; Parking</p> <p>Main sewer trench is underway. Trench has been excavated from Manhole #2 to Unit #8.</p> <p>The base of Manhole #2 is visible at the bottom of the photo.</p>	<p>Note</p>
	<p>6/15/11 – Photo 16 Upper Level Sewer Tie-in</p> <p>The red arrow shows the existing 6" sewer line tie-in.</p>	<p>Note</p>






PHOTO –WORK ITEM	DESCRIPTION	ACTION
	<p>6/15/11 – Photo 17 Materials Stored at the Lower Level</p> <p>Arrow points to sewer line delivered for the Upper Level.</p>	<p>Note</p>
	<p>6/15/11 – Photo 18 Building C – Clean-Up Condition</p> <p>Holgate Construction has finished site clean-up and contacted the Building Department for a follow-up inspection.</p>	<p>Note</p>
	<p>6/15/11 – Photo 19 Building D – Clean-Up Condition</p> <p>Site is clean.</p>	<p>Note</p>

PHOTO –WORK ITEM	DESCRIPTION	ACTION
	<p>6/15/11 – Photo 20 Building E – Clean-Up Condition</p> <p>Site is clean.</p>	<p>Note</p>
	<p>6/15/11 – Photo 21 Units 33 &amp; 34 – Clean-Up Condition</p> <p>Site is clean. Extra corrugated metal will be moved to the Maintenance Shed once the driveway is open.</p>	<p>Note</p>
	<p>6/15/11 – Photo 22 Units 33 &amp; 34 – Clean-Up Condition</p> <p>Site is clean. View is overhead above electrical closets.</p>	<p>Note</p>

PHOTO –WORK ITEM	DESCRIPTION	ACTION
	<p>6/15/11 – Photo 23 Unit 40 End Condition</p> <p>Site is clean.</p>	<p>Note</p>
	<p>6/15/11 – Photo 24 Building A – Clean-Up Condition</p> <p>Site is clean.</p>	<p>Note</p>
	<p>6/15/11 – Photo 25 Units 8 &amp; 9 – Clean-Up Condition</p> <p>Site is clean. Red arrow points to temporary electrical cable.</p>	<p>Note</p>
	<p>6/15/11 – Photo 26 Building B – Clean-Up Condition</p> <p>Site is clean. Red arrow points to temporary electrical cable.</p>	<p>Note</p>

END OF FIELD REPORT