

ARCHITECT'S FIELD REPORT

092

PROJECT	Eagle's Nest Townhouses 11 Morning Glory Way & 31 Marcellina Lane Mt. Crested Butte, CO 81225	DATE	10/03/12
---------	--	------	----------

CONDITIONS			
DATE	10/03/12	TIME	10:00 am
WEATHER	Clear, Sunny	TEMP	43 deg

WORK OBSERVED	
Phase III Construction – Stone Installation	
TRADES PRESENT	
Rocky Mountain Masonry	

PARTIES		
Ben White	Ben White Architecture	970-349-5378

COMMENTS & OBSERVATIONS
<ol style="list-style-type: none"> 1. Observed stone installation on retaining wall between Units 8 & 9. 2. Observed completed precast stone installation at the Upper Level Hot Tub Area. 3. Stone work will continue through this week and be complete by 10/5/12. 4. (1) Worker was on site. 5. Additional stucco painting at Unit 8 has not yet been completed. 6. Weather Delays to Date – 3 days

PHOTO –WORK ITEM	DESCRIPTION	ACTION
	<p>10/03/12 – Photo 1 Unit 8 Stone Work</p> <p>Stone work is almost complete on the north elevation of Unit 8.</p>	<p>Note</p>
	<p>10/03/12 – Photo 2 Unit 8 & 9 Retaining Wall Stone Work</p> <p>Stone work is approximately 50% complete on the retaining wall. Note: the red arrow indicates the area where a pipe drain will be installed to direct any surface flow from behind the precast cap.</p>	<p>Note</p>
	<p>10/03/12 – Photo 3 Upper Level Hot Tub</p> <p>View looking southwest. Precast base and cap are installed. Railings have been removed.</p>	<p>Note</p>
	<p>10/03/12 – Photo 4 Upper Level Hot Tub</p> <p>View looking north at the completed cap and base.</p>	<p>Note</p>








PHOTO –WORK ITEM	DESCRIPTION	ACTION
	<p>10/03/12 – Photo 5 Upper Level Hot Tub</p> <p>Detail of cap at south column. Note: the cap is held back approximately 3" to allow the stone to pass behind.</p>	<p>Note</p>
	<p>10/03/12 – Photo 6 Upper Level Hot Tub</p> <p>Looking north along the top of the cap.</p>	<p>Note</p>
	<p>10/03/12 – Photo 7 Upper Level Hot Tub</p> <p>Detail of the north corner of the cap.</p>	<p>Note</p>
	<p>10/03/12 – Photo 8 Upper Level Hot Tub</p> <p>Looking southeast at the precast cap.</p>	<p>Note</p>

PHOTO –WORK ITEM	DESCRIPTION	ACTION
	<p>10/03/12 – Photo 9 Upper Level Work Area</p> <p>Area is relatively well-kept and organized.</p>	<p>Note</p>
	<p>10/03/12 – Photo 10 Upper Level Work Area</p> <p>Area is relatively well-kept and organized. Some minor clean-up remains.</p>	<p>Note</p>
	<p>10/03/12 – Photo 11 Upper Level Work Area</p> <p>The area is clean and well organized.</p>	<p>Note</p>

END OF FIELD REPORT