

# ARCHITECT'S FIELD REPORT

088

<b>PROJECT</b>	<b>Eagle's Nest Townhouses</b> 11 Morning Glory Way & 31 Marcellina Lane Mt. Crested Butte, CO 81225	<b>DATE</b>	9/05/12
----------------	--	-------------	---------

CONDITIONS			
<b>DATE</b>	9/05/12	<b>TIME</b>	8:30 am
<b>WEATHER</b>	Clear, Sunny	<b>TEMP</b>	44 deg

WORK OBSERVED	
Phase III Construction – Stone Installation; Electrical Meter Covers	
TRADES PRESENT	
Holgate Construction	

PARTIES		
Ben White	Ben White Architecture	970-349-5378

COMMENTS & OBSERVATIONS
<ol style="list-style-type: none"> <li>1. Observed continuing stone work on Building 'B' and north elevation of Unit 8.</li> <li>2. Electrical Meter covers are nearing completion. Siding and roofing underway.</li> <li>4. Entry Doors on Buildings 'E' &amp; 'D' are complete. The finish looks good, hinges are clean, and the doors operate smoothly. Awaiting hardware.</li> <li>5. (2) Stone Masons were on site.</li> <li>6. Precast base installation is 95% complete. Stone installation is progressing well ahead of schedule although there may be a 1 week delay (pause) due to precast delivery.</li> <li>7. Weather Delays to Date – <b>1 day</b></li> </ol>

PHOTO –WORK ITEM	DESCRIPTION	ACTION
	<p>9/05/12 – Photo 1 Unit 40 Electrical Conduit</p> <p>Installation is complete.</p>	<p>Note</p>
	<p>9/05/12 – Photo 2 Electrical Meter Covers, Units 32 &amp; 33</p> <p>Awaiting siding.</p>	<p>Note</p>
	<p>9/05/12 – Photo 3 Unit 8 Meter Cover</p> <p>Completed.</p>	<p>Note</p>
	<p>9/05/12 – Photo 4 Unit 9 Meter Cover</p> <p>Completed.</p>	<p>Note</p>



PHOTO -WORK ITEM	DESCRIPTION	ACTION
	<p>9/05/12 – Photo 5 Unit 9 Meter Cover</p> <p>Minor amount of site clean-up needed.</p>	<p>Note</p>
	<p>9/05/12 – Photo 6 Unit 31 &amp; 32</p> <p>Painted entry door.</p>	<p>Note</p>






PHOTO –WORK ITEM	DESCRIPTION	ACTION
	<p>9/05/12 – Photo 7 Unit 31 &amp; 32</p> <p>Painted entry door.</p>	<p>Note</p>
	<p>9/05/12 – Photo 8 Unit 31 &amp; 32</p> <p>Hinge detail. (Cleaned)</p>	<p>Note</p>
	<p>9/05/12 – Photo 9 Unit 31 &amp; 32</p> <p>Awaiting new hardware.</p>	<p>Note</p>

PHOTO –WORK ITEM	DESCRIPTION	ACTION
	<p>9/05/12 – Photo 10 Upper Level Work Area Looking North</p> <p>Trash trailer is full.</p>	<p>Note</p>
	<p>9/05/12 – Photo 11 Upper Level Work Area Looking North</p> <p>Construction materials stock-piled in parking area in front of Building 'B'.</p>	<p>Note</p>
	<p>9/05/12 – Photo 12 Upper Level Work Area Looking South</p> <p>Pallets of stone remaining.</p>	<p>Note</p>
	<p>9/05/12 – Photo 13 Unit 8 North Elevation</p> <p>Stone work installation underway.</p>	<p>Note</p>



PHOTO –WORK ITEM	DESCRIPTION	ACTION
	<p>9/05/12 – Photo 14 Upper Level Maintenance Area</p> <p>Area is clean and well-organized.</p>	<p>Note</p>
	<p>9/05/12 – Photo 15 Upper Level Hot Tub Area</p> <p>Awaiting precast base and cap.</p> <p>Work in this area may be delayed 1 week.</p>	<p>Note</p>

END OF FIELD REPORT