

ARCHITECT'S FIELD REPORT

045

PROJECT	Eagle's Nest Townhouses 11 Morning Glory Way & 31 Marcellina Lane Mt. Crested Butte, CO 81225	DATE	4/25/11
----------------	--	-------------	---------

CONDITIONS			
DATE	4/25/11	TIME	1:30 pm
WEATHER	Snowing	TEMP	28 deg

WORK OBSERVED	
Phase II – Retaining Wall Repairs	
TRADES PRESENT	
None	

PRESENT		
Ben White	Ben White Architecture	970-349-5378
Ben Arnold	Mays Construction Specialties	970-261-8892
Kari Roberts	Buckhorn Geotech	970-596-7051

COMMENTS & OBSERVATIONS
<ol style="list-style-type: none"> 1. Met with Ben and Kari to witness strength pull test on 2 anchors (#45 & #46 on the Mid-Level Retaining Wall). Kari will submit a final report detailing the results of the test. 2. Work is underway on Mid-Level wall below the entrance drive on the north end of the retaining wall. 3. (43) Calendar Days to complete work. Work was started April 1st and should be completed by May 13th. 4. (67) Pylons total to be repaired. (62) are completed to date leaving (5) to finish. 5. Kari Roberts will collect grout samples on 4/26/11 and issue a report. 6. (4) Workers were on site including Ben.



PHOTO –WORK ITEM	DESCRIPTION	ACTION
	<p>4/25/11 – Photo 1 Mid-Level Retaining Wall</p> <p>Pull Test Equipment on Pylon 45. The compressor feeds an expansion sleeve located on the end of the anchor. A second plate provides resistance. The tripod and arm supports a measurement device to record movement on the anchor head.</p>	<p>Note</p>
	<p>4/25/11 – Photo 2 Mid-Level Retaining Wall</p> <p>Kari Roberts with Buckhorn Geotech and Ben Arnold with Mays Construction.</p>	<p>Note</p>






PHOTO –WORK ITEM	DESCRIPTION	ACTION
	<p>4/25/11 – Photo 3 Mid-Level Retaining Wall</p> <p>Detail of the sleeve and measurement device. Measurements were taken in thousandths of an inch of movement.</p>	<p>Note</p>
	<p>4/25/11 – Photo 4 Mid-Level Retaining Wall</p> <p>Setting up equipment on Pylon #46.</p>	<p>Note</p>
	<p>4/25/11 – Photo 5 Upper Level Retaining Wall</p> <p>Note the plates and bolts have been installed on finished anchors.</p> <p>The anchor plates and bolts have not been painted.</p>	<p>ENT</p>
	<p>4/25/11 – Photo 6 Mid-Level Retaining Wall</p> <p>Pylons 47 through 56</p>	<p>Note</p>

PHOTO -WORK ITEM	DESCRIPTION	ACTION
	<p>4/25/11 – Photo 7 Mid-Level Retaining Wall</p> <p>Pylons 57 through 62 have anchors installed. The (5) remaining anchors are around the corner to the north (not shown).</p>	<p>Note</p>

END OF FIELD REPORT