

ARCHITECT'S FIELD REPORT

034

PROJECT	Eagle's Nest Townhouses 11 Morning Glory Way & 31 Marcellina Lane Mt. Crested Butte, CO 81225	DATE	2/10/11
----------------	------------------------------------------------------------------------------------------------------------	-------------	---------

CONDITIONS			
DATE	2/10/11	TIME	8:30 am
WEATHER	Sunny and Extremely Cold	TEMP	-24 deg

WORK OBSERVED	
Phase I – Construction	
TRADES PRESENT	
Holgate Construction Company	

PRESENT		
Ben White	Ben White Architecture	970-349-5378
Mick Holgate	Holgate Construction Company	970-209-4449

COMMENTS & OBSERVATIONS
<p>1. Unit 17 End Elevation is approximately 85% complete. Work has slowed due to extreme temperatures.</p> <p>2. Unit 40 End Elevation is approximately 25% complete. 2nd Level siding has been demolished and new house wrap and furring strips have been installed.</p> <p>3. Unit #17 End Elevation was started today. Scaffolding is in place and demolition is about 25% complete.</p> <p>4. (6) workers were on site including Mick.</p> <p>5. 17" of snow was reported for the last 7 days. The majority of the accumulation occurred on Saturday, Sunday and Monday. Temperatures have reached -27 degrees at night and less than 20 degrees during the day.</p> <p>6. 2/7/11 was taken as a weather delay due to extreme cold temperatures and blowing snow. The last delay due to weather was 1/19/11.</p>



PHOTO –WORK ITEM	DESCRIPTION	ACTION
	<p>2/10/11 – Photo 1 Unit 17</p> <p>Demolition and window installation is complete. Insulation, window trim, brown siding & belly band work has been installed.</p>	<p>None</p>
	<p>2/10/11 – Photo 2 Unit 17</p> <p>End elevation awaiting loft level window trim and remainder of green siding.</p>	<p>None</p>
	<p>2/10/11 – Photo 3 Unit 17</p> <p>Back elevation awaiting corrugated metal siding.</p>	<p>None</p>




PHOTO –WORK ITEM	DESCRIPTION	ACTION
	<p>2/10/11 – Photo 4 Unit 17</p> <p>Trim around existing windows is complete.</p>	<p>None</p>
	<p>2/10/11 – Photo 5 Unit 40</p> <p>Demolition of Unit 40 is approximately 40% complete. House wrap and furring strips have been added to the second story level.</p>	<p>None</p>
	<p>2/10/11 – Photo 6 Upper Level Work Area</p> <p>The dumpster has been removed. The site and work area are in good order.</p>	<p>None</p>

PHOTO –WORK ITEM	DESCRIPTION	ACTION
	<p>2/10/11 – Photo 7 Upper Level Work Area</p> <p>Work area is in good condition.</p>	<p>None</p>
	<p>2/10/11 – Photo 8 Lower Level Work Area</p> <p>Dumpster has been dropped off at the Lower Level and does not obstruct access to Unit 40.</p>	<p>None</p>
	<p>2/10/11 – Photo 9 Lower Level Work Area</p> <p>Sawhorses are set up outside of Units 20 and 21 to facilitate work on Unit 17.</p>	<p>None</p>
	<p>2/10/11 – Photo 10 Unit 9 Snow Melt Connection</p> <p>Conduit and outlet box at Unit 9 is complete.</p> <p>For Phase III, the exposed conduit will be concealed by new garage level siding material.</p>	<p>None</p>

END OF FIELD REPORT