

ARCHITECT'S FIELD REPORT

031

PROJECT	Eagle's Nest Townhouses 11 Morning Glory Way & 31 Marcellina Lane Mt. Crested Butte, CO 81225	DATE	1/19/11
---------	--	------	---------

CONDITIONS			
DATE	1/19/11	TIME	11:00 am
WEATHER	Overcast, snowing; approx. 8" accumulation	TEMP	38 deg

WORK OBSERVED	
Phase I – Construction	
TRADES PRESENT	
Holgate Construction Company	

PRESENT		
Ben White	Ben White Architecture	970-349-5378
Mick Holgate	Holgate Construction Company	970-209-4449

COMMENTS & OBSERVATIONS
<p>1. Units 28 through 25 are complete. Scaffolding has been moved to Building C.</p> <p>2. Loft Windows in Units 24 through 21 have been replaced. Window trim has been installed. Units are awaiting metal siding – work is scheduled for completion by Friday, Jan. 21st.</p> <p>3. Units 18 through 20 are scheduled for replacement Jan. 24th through the 28th. Unit 17 is currently occupied. Work on that unit is scheduled for Jan. 31st through Feb. 3rd.</p> <p>4. Work on end units has been delayed to expedite work on loft windows. While this accommodates moving the loft scaffolding and occupancy schedule, work on the end elevations has not progressed. Mick anticipates 4 day durations on End Elevation work to meet the March 10th deadline.</p> <p>4. Mick was present for Site Walk and to remove trash trailer.</p> <p>5. Approximately 4 inches of snow was reported in the last 7 days. 8" of snow has accumulated on site since midnight on the 18th.</p> <p>6. Today, 1/19/11, work was delayed due to weather. The last delay due to weather was 1/4/11.</p>





PHOTO –WORK ITEM	DESCRIPTION	ACTION
	<p>1/19/11 – Photo 1 Units 24 through 21</p> <p>Scaffolding has been moved to the last building. Window exchange and trim work is complete on Units 24 through 21. Awaiting metal siding installation.</p>	<p>None</p>
	<p>1/19/11 – Photo 2 Units 23 through 19</p> <p>New windows are visible on Unit 21.</p>	<p>None</p>
	<p>1/19/11 – Photo 3 Lower Level Units 24 through 21</p> <p>New windows and trim are barely visible on units.</p>	<p>None</p>
	<p>1/19/11 – Photo 4 Lower Level Units 20 through 17</p> <p>After siding installation, Units 20 through 17 are the last units to receive new loft windows.</p>	<p>None</p>




PHOTO –WORK ITEM	DESCRIPTION	ACTION
	<p>1/19/11 – Photo 5 Unit 23 Loft</p> <p>Scaffolding was shoveled this morning. New snow accumulation on the platform is visible on the far left.</p>	<p>None</p>
	<p>1/19/11 – Photo 6 Lower Level Units looking South</p> <p>No progress to report.</p>	<p>None</p>
	<p>1/19/11 – Photo 7 Units 21 through 23 Rear</p> <p>No progress to report.</p>	<p>None</p>

PHOTO –WORK ITEM	DESCRIPTION	ACTION
	<p>1/19/11 – Photo 8 Lower Level Units looking North</p> <p>No progress to report.</p>	<p>None</p>
	<p>1/19/11 – Photo 9 Lower Level Units Drive Looking North</p> <p>Parking area is clear of construction equipment to facilitate snow removal.</p>	<p>None</p>
	<p>1/19/11 – Photo 10 Lower Level Units Drive Looking South</p> <p>Area is in good order.</p>	<p>None</p>
	<p>1/19/11 – Photo 11 Lower Level Work Area</p> <p>Old loft windows have been stock-piled on the south end of the drive. These windows will be salvaged.</p>	<p>None</p>

END OF FIELD REPORT