

ARCHITECT'S FIELD REPORT

036

PROJECT	Eagle's Nest Townhouses 11 Morning Glory Way & 31 Marcellina Lane Mt. Crested Butte, CO 81225	DATE	3/02/11
----------------	--	-------------	---------

CONDITIONS			
DATE	3/02/11	TIME	8:30 am
WEATHER	High Clouds, Sunny	TEMP	22 deg

WORK OBSERVED	
Phase I – Construction	
TRADES PRESENT	
Holgate Construction Company	

PRESENT		
Ben White	Ben White Architecture	970-349-5378
Mick Holgate	Holgate Construction Company	970-209-4449

COMMENTS & OBSERVATIONS
<ol style="list-style-type: none"> 1. Unit 32 is complete. The window is currently fixed and will be exchanged for an operable window. 2. Unit 33 is underway. 2nd Floor siding has been removed and insulation and house wrap is in place. 3. No addition gable ends or parapet caps have been completed. 4. (5) workers were on site including Mick. 5. 34" of snow was reported for the last 7 days. The majority of the accumulation occurred over Friday and Saturday. Weather has been mild; temperatures have reached 20 degrees during the day 6. 2/25/11 was taken as a weather delay due to snow.







PHOTO –WORK ITEM	DESCRIPTION	ACTION
	<p>3/02/11 – Photo 1 Unit 32</p> <p>End elevation siding is complete.</p>	<p>None</p>
	<p>3/02/11 – Photo 2 Unit 32</p> <p>Detail of sensor in place and belly band trim.</p>	<p>None</p>
	<p>3/02/11 – Photo 3 Unit 32</p> <p>Corrugated siding and kitchen vent termination are in place.</p>	<p>None</p>

PHOTO –WORK ITEM	DESCRIPTION	ACTION
	<p>3/02/11 – Photo 4 Unit 33</p> <p>Demolition is underway. 2nd Floor level hardie board has been removed.</p>	<p>MHC</p>
	<p>3/02/11 – Photo 5 Unit 33</p> <p>Existing window shim space has been filled with foam insulation.</p>	<p>None</p>
	<p>3/02/11 – Photo 6 Lower Level Work Area</p> <p>Dumpster is approximately ½ full.</p>	<p>None</p>

PHOTO –WORK ITEM	DESCRIPTION	ACTION
	<p>3/02/11 – Photo 7 Lower Level Work Area</p> <p>Trim is finished and ready to install.</p>	<p>CBL MHC</p>
	<p>3/02/11 – Photo 8 Unit 9 Heat Mat</p> <p>Follow up photo.</p>	<p>None</p>
	<p>3/02/11 – Photo 9 Unit 10</p> <p>Ice piles have grown to approximately 12” to 14” tall.</p>	<p>None</p>
	<p>3/02/11 – Photo 10 Unit 10</p> <p>Ice piles as an example photo.</p>	<p>None</p>

PHOTO –WORK ITEM	DESCRIPTION	ACTION
	<p>3/02/11 – Photo 11 Unit 10</p> <p>Ice piles as an example photo.</p>	<p>None</p>
	<p>3/02/11 – Photo 12 Unit 8</p> <p>Vertical trim piece has detached. Needs attention.</p>	<p>MHC</p>
	<p>3/02/11 – Photo 13 Upper Level Work Area</p> <p>Area is covered with snow storage.</p>	<p>None</p>

END OF FIELD REPORT