

ARCHITECT'S FIELD REPORT

044

PROJECT	Eagle's Nest Townhouses 11 Morning Glory Way & 31 Marcellina Lane Mt. Crested Butte, CO 81225	DATE	4/20/11
----------------	--	-------------	---------

CONDITIONS			
DATE	4/20/11	TIME	12:00 pm
WEATHER	Sunny, High Clouds	TEMP	47 deg

WORK OBSERVED	
Phase II – Retaining Wall Repairs	
TRADES PRESENT	
None	

PRESENT		
Ben White	Ben White Architecture	970-349-5378
Ben Arnold	Mays Construction Specialties	970-261-8892
Dwain Cook	Mays Construction Specialties	970-260-0237

COMMENTS & OBSERVATIONS
<ol style="list-style-type: none"> 1. Met with Dwain from May's Construction at the Upper Level parking area. 2. Work is currently underway on Mid-Level Retaining wall below the entrance drive. 3. (43) Calendar Days to complete work. Work was started April 1st and should be completed by May 13th. 4. (67) Pylons total to be repaired. (51) are completed to date leaving (16) to finish. Repairs are well ahead of schedule. 5. Grout injections will occur tomorrow. Kari Roberts with Buckhorn Geotech will be on site to collect and test a sample of the grout. 6. A pull test is scheduled for Monday, April 25th. BW to be in attendance. 7. (4) Workers were on site including Ben & Dwain. 8. 8" of snow was reported early this week.




PHOTO –WORK ITEM	DESCRIPTION	ACTION
	<p>4/20/11 – Photo 1</p> <p>Work is progressing on Pylon #51. Access to the Upper Level is not restricted.</p>	<p>Note</p>
	<p>4/20/11 – Photo 2</p> <p>Drill rig is inserting a 10' section of anchor.</p>	<p>Note</p>
	<p>4/20/11 – Photo 3</p> <p>Completed anchor on Pylon #41. A plate and bolt will be installed to connect the anchor to the existing soldier beam.</p>	<p>Note</p>

PHOTO –WORK ITEM	DESCRIPTION	ACTION
	<p>4/20/11 – Photo 4</p> <p>Rig working on the Mid Retaining wall below the upper level driveway.</p>	<p>Note</p>
	<p>4/20/11 – Photo 5 Upper Level Retaining Wall</p> <p>Anchors at Pylons 1 through 23 are installed.</p>	<p>Note</p>
	<p>4/20/11 – Photo 6 Upper Level Retaining Wall</p> <p>Anchors at Pylons 24 through 30 are installed.</p>	<p>Note</p>
	<p>4/20/11 – Photo 7 Upper Level Retaining Wall</p> <p>Anchors at Pylons 31 through 46 are installed.</p>	<p>Note</p>








PHOTO –WORK ITEM	DESCRIPTION	ACTION
	<p>4/20/11 – Photo 8 Upper Level Retaining Wall</p> <p>Detail of installed anchors.</p>	<p>Note</p>
	<p>4/20/11 – Photo 9 Upper Level Retaining Wall</p> <p>Detail of installed anchors.</p>	<p>Note</p>
	<p>4/20/11 – Photo 10 Upper Level Retaining Wall</p> <p>Pylon #1 – Anchor rod has been installed. This anchor was not installed in the previous Field Report.</p>	<p>Note</p>

PHOTO –WORK ITEM	DESCRIPTION	ACTION
	<p>4/20/11 – Photo 11</p> <p>Grout injection was not performed today. The mixer and supplies are set up at the north end of the parking lot.</p>	<p>Note</p>
	<p>4/20/11 – Photo 12</p> <p>Example of base plates.</p>	<p>Note</p>
	<p>4/20/11 – Photo 13</p> <p>Example of bolts on site.</p>	<p>Note</p>
	<p>4/20/11 – Photo 14</p> <p>Material stockpile at the Upper Level parking area. No guest or owner vehicles were present.</p>	<p>Note</p>

END OF FIELD REPORT